



ctp

CZ



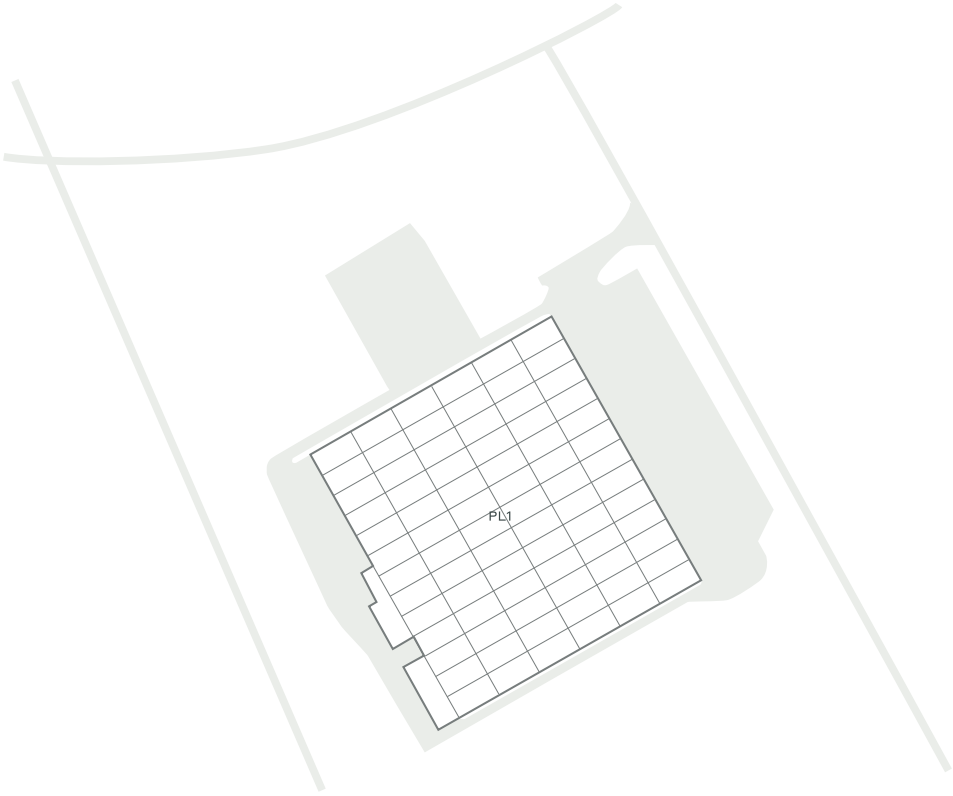
Planá nad Lužnicí




REGIONAL BENEFITS  
.....

LOCAL ACCESS  
.....

PARK FEATURES

- ▶ Nearby Tábor, regional city with approx. 40,000 inhabitants
- ▶ Nearby the D3 motorway connecting Linz, Austria
- ▶ Ideal base for pan-CEE distribution centres
- ▶ Ideal hub for supply chains reaching Germany and Austria



-  Built available
-  Planned
-  Built occupied

KEY PARK DATA

# CTPark Planá nad Lužnicí

AVAILABLE NOW

0 sqm

DEVELOPMENT OPPORTUNITY

0 sqm

BUILT-UP AREA

23,535 sqm

TOTAL AREA

5.28 ha



# CTPARK Network

WHERE YOU NEED TO BE

10 countries

TRACK RECORD OF SUCCESS

10.9 million sqm  
GLA

SPACE FOR YOU TO GROW

20.7 million sqm  
landbank

LONG TERM PARTNER

>1,000 clients



**Michal Přib**

Senior Business Developer, Czech Republic

+420 778 734 734  
michal.prib@ctp.eu  
ctp.eu

CONTACT ME